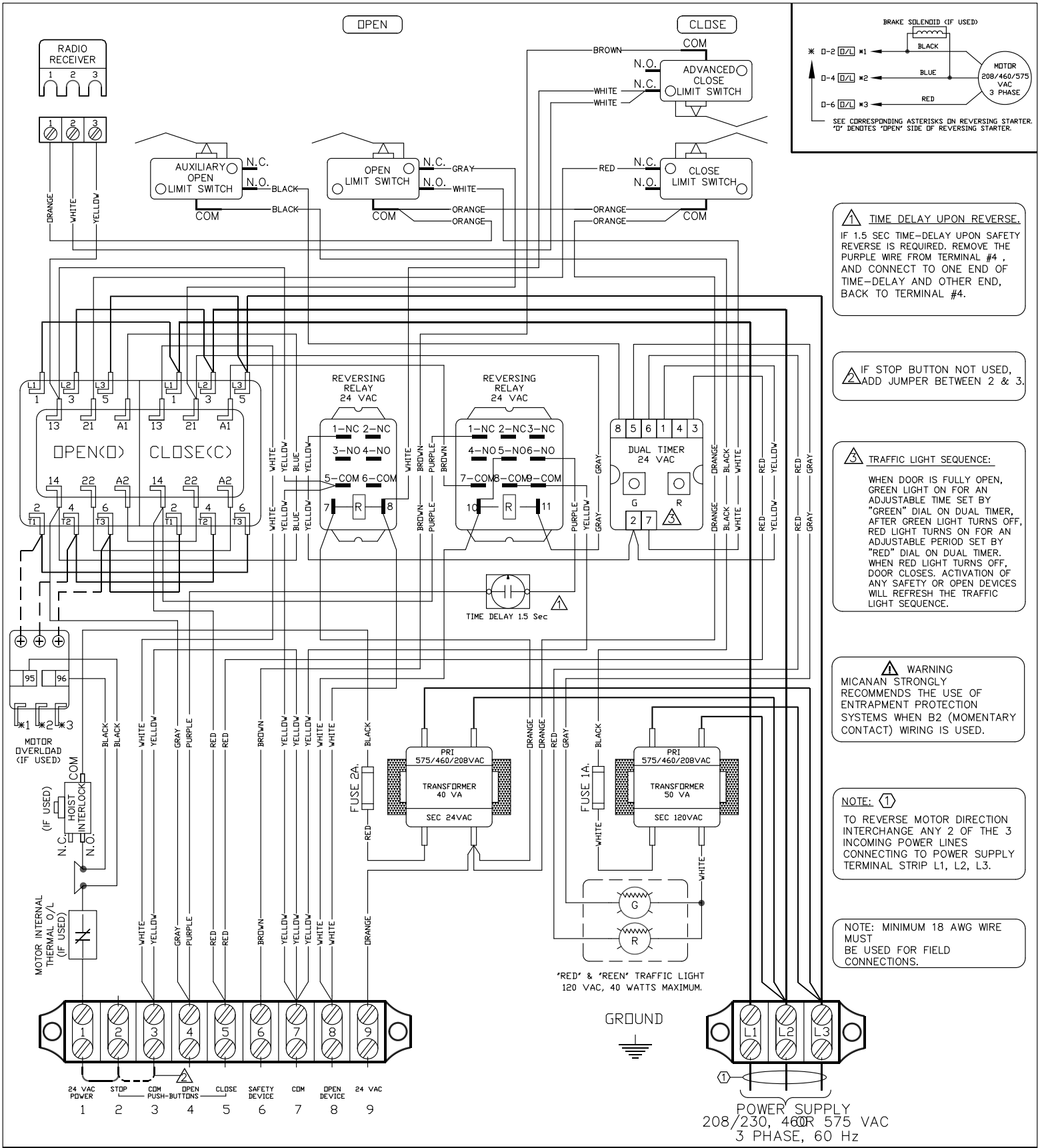


1 TIME DELAY UPON REVERSE.

IF 1.5 SEC TIME-DELAY UPON SAFETY REVERSE IS REQUIRED. REMOVE THE PURPLE WIRE FROM TERMINAL #4 , AND CONNECT TO ONE END OF TIME-DELAY AND OTHER END, BACK TO TERMINAL #4.

2 IF STOP BUTTON NOT USED, ADD JUMPER BETWEEN 2 & 3.

3 TRAFFIC LIGHT SEQUENCE:

WHEN DOOR IS FULLY OPEN, GREEN LIGHT ON FOR AN ADJUSTABLE TIME SET BY "GREEN" DIAL ON DUAL TIMER, AFTER GREEN LIGHT TURNS OFF, RED LIGHT TURNS ON FOR AN ADJUSTABLE PERIOD SET BY "RED" DIAL ON DUAL TIMER. WHEN RED LIGHT TURNS OFF, DOOR CLOSES. ACTIVATION OF ANY SAFETY OR OPEN DEVICES WILL REFRESH THE TRAFFIC LIGHT SEQUENCE.

WARNING

MICANAN STRONGLY RECOMMENDS THE USE OF ENTRAPMENT PROTECTION SYSTEMS WHEN B2 (MOMENTARY CONTACT) WIRING IS USED.

NOTE: 1

TO REVERSE MOTOR DIRECTION INTERCHANGE ANY 2 OF THE 3 INCOMING POWER LINES CONNECTING TO POWER SUPPLY TERMINAL STRIP L1, L2, L3.

NOTE: MINIMUM 18 AWG WIRE MUST BE USED FOR FIELD CONNECTIONS.

| | |
|---|---|
| 3- Phase Aptartment | |
| MS300APT-DT-WW | |
| REV. E | DATE: 03.03.14 |
| TECH. HELP LINE: | |
| CANADA: 1-(877) 888-1116 | |
| USA: 1-(888) 816-8584 | |

MICANAN
Commercial Door Opening Devices

EXTERNAL INTERLOCK

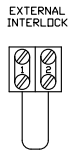

REMOVE FACTORY INSTALLED JUMPER IF EXTERNAL INTERLOCK DEVICE IS REQUIRED. PLACE A NORMALLY CLOSED SET OF WIRES ACROSS THESE TWO TERMINALS.

SINGLE PUSH-BUTTON STATION

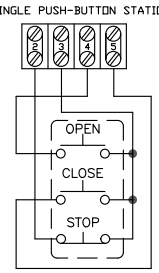


TWO PUSH-BUTTON STATION

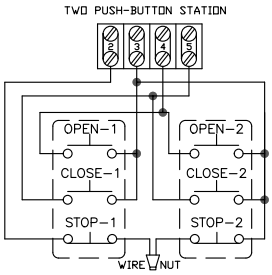


SAFETY EDGE (N.O. CONTACT)

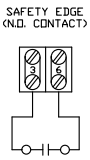

SAFETY REVERSE DEVICE

OPEN DEVICE (N.O. CONTACT)

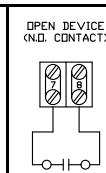

OPEN COMMAND

RADIO RECEIVER

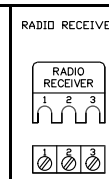


24 VAC POWER

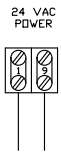

24 VAC POWER AVAILBLE 10VA MAX.

THE INFORMATION CONTAINED HEREIN IS PROPRIETARY TO MICANAN SYSTEMS INC. AND SHALL NOT BE REPRODUCED OR DISCLOSED OR USED FOR ANY DESIGN OR MANUFACTURE EXCEPT WHEN USER POSSESSES DIRECT WRITTEN AUTHORISATION FROM MICANAN SYSTEMS INC.