

PRO-EHJ

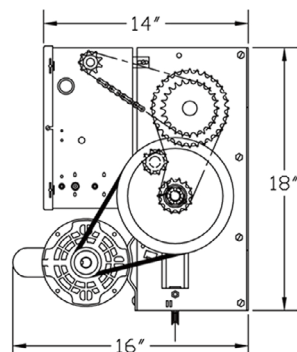
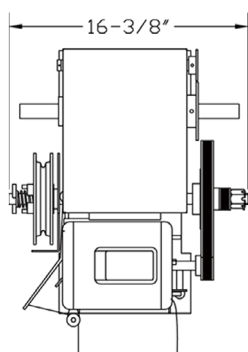
COMMERCIAL / INDUSTRIAL CONTINUOUS DUTY BELT DRIVE JACKSHAFT WITH EMERGENCY CHAIN HOIST, LOAD SENSING DEVICE AND EMERGENCY EGRESS CAPABILITY
Designed for use on commercial / industrial sectional doors with high or vertical lift track and rolling doors and grilles

STANDARD FEATURES

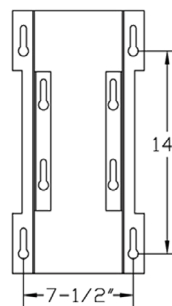
- 2 year Warranty
- 24V class 2 control circuit with 40VA transformer to protect against short circuit
- On board receiver with antenna
- External radio control terminal strip
- Low friction powder metal limit cam nuts with fully adjustable rotary type limit switch assembly
- Three button open-close-stop control station Nema-1
- Continuous duty industrial motor with overload protection
- Motor removable without affecting limit settings
- Heavy duty 5L V-belt
- #41 roller chain & sprockets on all internal drives
- Adjustable friction clutch
- Mechanical brake system
- Solenoid brake (optional PRO-EHJB) recommended for large doors/ grilles
- #50 roller chain and sprockets on final drive
- 3/4" permanently lubricated & sealed precision ball bearings on pulley shaft
- 1" permanently lubricated & sealed ball bearings on final drive shaft
- Emergency chain hoist with electrical cut-out switch for manual operation
- Internal load sensing feature that will detect a locked or jammed door and stop unit from operation
- Provides for egress to allow for opening of a grill by manual operation or spring tension (optional egress device)
- Left or right hand mounting (must specify at time of order)
- Baked on dark grey coat finish
- Shipping weight 95 lbs
- N-1 photocells included for doors up to 24' wide

When ordering a PRO-EHJ operator, supply Nice with the following information:

- Door height
 - Door width
 - Type of door
 - Horsepower
 - Voltage/ Phase
 - Safety devices
 - Door shaft diameter & door shaft key size
 - Mounting (LH or RH, Bracket or Wall mount)
 - Control circuit options (see page 5-6)
-



WALL MOUNT



BRACKET MOUNT

